



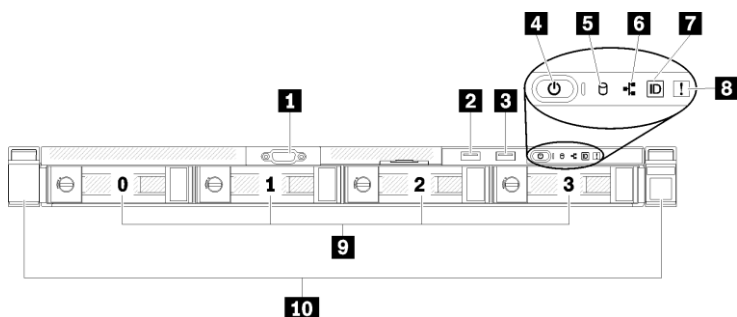
Your shipping box contains the following items:

- SR150
- Material box, including printed documentation

If any item is missing or damaged, contact your place of purchase. Ensure that you retain your proof of purchase and packing material. They might be required to receive warranty service.

## First glance

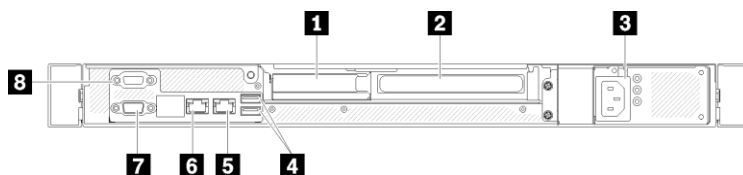
**Server front view:**



Server front view	
<b>1</b> VGA connector	<b>6</b> Network activity LED (green)
<b>2</b> USB 2.0 with Lenovo XClarity Controller management	<b>7</b> Identification button/LED (blue)
<b>3</b> USB 3.1 Gen1 connector	<b>8</b> System error LED (yellow)
<b>4</b> Power button/LED (green)	<b>9</b> Simple-swap drive bays
<b>5</b> Drive activity LED (green)	<b>10</b> Rack release latches

**Note 1:** Depending on the configuration, the illustrations above might differ slightly from your server.

**Server rear view:**



Server rear view	
<b>1</b> PCIe slot 1	<b>5</b> LAN connector 2
<b>2</b> PCIe slot 2	<b>6</b> LAN connector 1 with Lenovo XClarity Controller management
<b>3</b> Server power connector	<b>7</b> VGA connector
<b>4</b> USB 3.1 Gen1 connectors	<b>8</b> Serial connector

## Setting up the System

1. Install the required solution components.
2. Install the server into the rack.  
See the *Rack Installation Guide* provided with the rail kit.
3. Connect the cables.
4. Connect the management controller to the network.
5. Power on the server.
6. Configure the system.

For detailed information about installing hardware options and configuring the system, see the following website:  
<http://thinksystem.lenovofiles.com/help/topic/7Y54/introduction.html>



# Technical specifications

## Dimensions and weight

- Height: 43.0 mm (1.7 inches)
- Width:
  - With rack handles: 481.7mm (18.9 inches)
  - Without rack handles: 434.4 mm (17.1 inches)
- Depth: 497.8 mm (19.6 inches)
- Weight (depending upon configurations)
  - Maximum: 12.3 kg (27.1 lbs)

**Note 2:** The depth is measured from the front mounting flange of the rack to the rear of the server.

## Processor

Your server comes with one Intel® multi-core processor from Core™, Pentium®, Celeron®, or Xeon® E processor family

## Memory

- Minimum: 8 GB
- Maximum: 128 GB
- DIMM types:
  - Single-rank (dual-rank), error correcting code (ECC), double-data-rate 4 (DDR4) unbuffered DIMM (UDIMM)
- Slots: Four DIMM slots

## Storage bays








Depending on the configuration, server supports up to four drives or two simple-swap drives:

- Four 2.5/3.5-inch SATA/SAS drives installed in drive bay 0-3.
- Two 2.5/3.5-inch SATA drives installed in drive bay 0-1.

## Networking

- Supports up to two Ethernet connectors
- LAN connector 1 can be set to access Lenovo XClarity Controller

# Where to go for support

Link	QR Code
 Lenovo Press (Product guides and white papers) <a href="https://lenovopress.com/">https://lenovopress.com/</a>	
 Lenovo Datacenter Systems Forums <a href="https://forums.lenovo.com/t5/Datacenter-Systems/ct-p/sv_eg">https://forums.lenovo.com/t5/Datacenter-Systems/ct-p/sv_eg</a>	
 Lenovo Support – SR150 (including drivers and software) <a href="http://support.lenovo.com/cn/EsWeb/">http://support.lenovo.com/cn/EsWeb/</a>	
 Lenovo Product Security Advisories <a href="http://support.lenovo.com/us/en/product_security/home">http://support.lenovo.com/us/en/product_security/home</a>	
 Lenovo Server Proven (Compatibility information) <a href="https://static.lenovo.com/us/en/serverproven/index.shtml">https://static.lenovo.com/us/en/serverproven/index.shtml</a>	

Second Edition (February 2020)

© Copyright Lenovo 2020.

LIMITED AND RESTRICTED RIGHTS NOTICE: If data or software is delivered pursuant to a General Services Administration (GSA) contract, use, reproduction, or disclosure is subject to restrictions set forth in Contract No. GS-35F-05925.